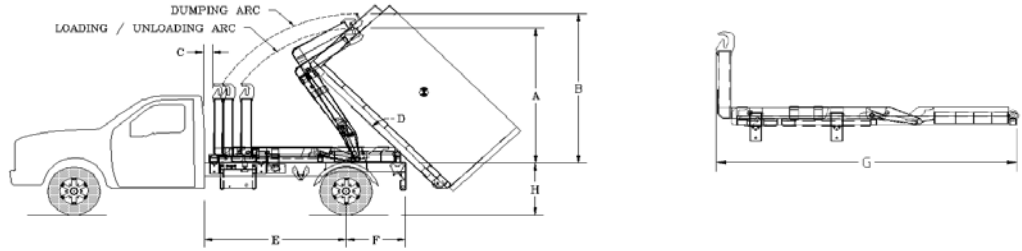




SINGLE PIVOT HOOK HOIST DATASHEET
MODEL U9HK-84_120



HOIST MODELS	U9-HK-84	U9-HK-120
* (A) MAXIMUM HOOK HEIGHT ABOVE TRUCK FRAME LOADING / UNLOADING	86 5/16"	85 1/16"
* (B) MAXIMUM HOOK HEIGHT ABOVE TRUCK FRAME DUMPING	95 11/16"	104 5/16"
(C) CAB TO HOIST	5"	8"
(D) DUMP ANGLE	6'-60° / 8'-74° / 10'-62°	9'-64° / 10'-57° / 12'-46°
(E) CAB TO AXLE	84"	120"
(F) AFTER FRAME	35"	35"
(G) HOIST LENGTH	116 1/4	144 13/16"
** (H) TRUCK FRAME HEIGHT	33 1/2" OR LESS	33 1/2" OR LESS
RATED CAPACITY	9,000 LBS	9,000 LBS
LIFT CYLINDERS	5" X 3" X 45	5" X 3" X 45
JIB CYLINDER	3" X 2" X 16 1/4	3" X 2" X 16 1/4
RECOMMENDED CONTAINER LENGTH	6' - 10'	9" - 12'
APPROX. WEIGHT	2,060 LBS	2,460 LBS

(1) FACTORY TESTED WITH RECOMMENDED CONTAINER LENGTH AND WATER LEVEL LOAD.

(2) WHEN RECOMMENDING CONTAINER LENGTHS; WEIGHT DISTRIBUTION, DUMP ANGLE, AND OVERHANG ARE FACTORS.

(3) NOTED CONTAINER LENGTHS WILL OVERHANG BETWEEN 24" AND UNDER 48". CONSULT SALES REPRESENTATIVE/ENGINEERING FOR ADDITIONAL DETAILS ON THIS TYPE OF SETUP

* TOTAL MAXIMUM HEIGHT WILL DEPEND ON CONTAINER. CONSULT ENGINEERING FOR CLEARANCE

** CONSULT ENGINEERING FOR BEST CONFIGURATION

MODEL U9-HK-84 / 120

CROSS MEMBERS - STRUCTURAL TUBING 62,000 LBS. MIN TENSILE A500 GRADE C

MAIN FRAME - STRUCTURAL TUBING 62,000 LBS. MIN TENSILE A500 GRADE C

JIB FRAME - A514 T-1 & STRUCTURAL TUBING A500 GRADE C

PIVOT TUBE - A514 T-1 & STRUCTURAL TUBING A500 GRADE C

PICKUP HOOK - A514 T-1 100,000 PSI MINIMUM YIELD

LIFT CYLINDER SHAFTS - 1 1/2" SOLID (64,000 LB. TENSILE MIN)

HINGE SHAFT - 2" SOLID (64,000 LB. TENSILE)

JIB BEARING - A514 T-1 100,000 PSI MINIMUM YIELD BAR

OUTBOARD SUPPORTED UPPER LIFT SHAFT

MECHANICAL INTERLOCK BETWEEN TAIL AND PIVOT ASSEMBLY

OUTSIDE CONTROLS STANDARD

OPTIONAL FENDERS AVAILABLE

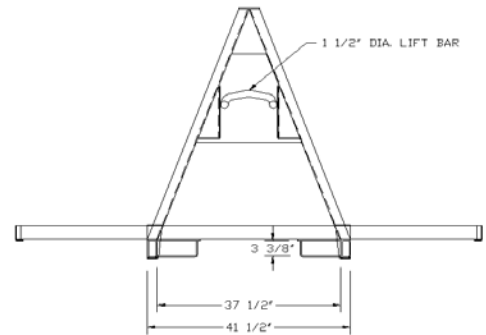
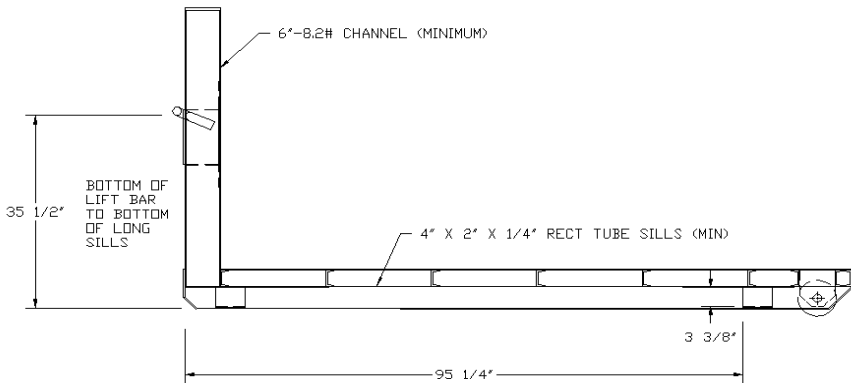
FULL WIDTH BUMPER WITH RECESSED LED LIGHTS STANDARD

RUBBER MOUNTED SEALED LIGHTS STANDARD

INSIDE AIR OPERATED CONTROLS STANDARD

ALL PIVOT JOINTS HAVE HARDENED STEEL BUSHINGS AND GREASE FITTINGS

PAINTED BLACK



HOIST MODELS	U9-HK-84	U9-HK-120
(H) HOOK HEIGHT	36"	36"



CYCLE TIMES AT APPROXIMATELY 17.5 GPM

EXTENDING DUMP - 26.37 SECONDS

EXTENDING JIB - 4 SECONDS

RETRACTING DUMP - 16.88 SECONDS

RETRACTING JIB - 2 SECONDS

HYDRAULIC SYSTEM

GEAR PUMP 17.5 GPM AT 1500 RPM DIRECT MOUNT

HYDRAULIC VALVE -OUTSIDE CONTROL LEVERS WITH PROPORTIONAL CONTROLS WITH AIR OPERATED

STEEL RESERVOIR WITH 10 MICRON AIR BREATHER, 3 MICRON IN TANK RETURN FILTER AND FILLER, SIGHT GAUGE WITH TEMPERATURE GAUGE

5" 4,000 PSI LIFTING CYLINDERS WITH BUILT-IN COUNTERBALANCE VALVES

3" 4,000 PSI JIB CYLINDER WITH BUILT-IN COUNTERBALANCE VALVE

OPERATING PRESSURE - 3500 PSI

MINIMUM TRUCK SPECIFICATIONS

FRONT AXLE: 6,000 LBS (WITH POWER STEERING)

REAR AXLE: 12,000 LBS

50,000 PSI CHASSIS TRUCK FRAME OR MORE: MINIMUM SECTIONS MODULUS - 10.7 IN³