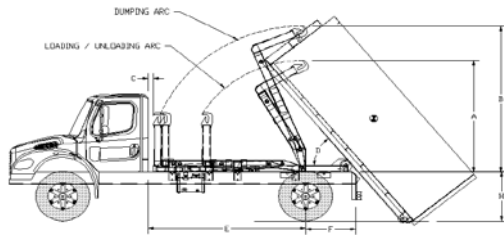
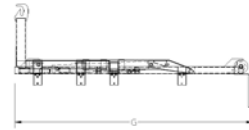


**SINGLE PIVOT HOOK HOIST DATASHEET**

MODEL U13-HK-120 132 144



Insert Hoist Dwg



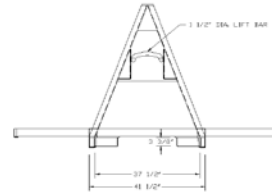
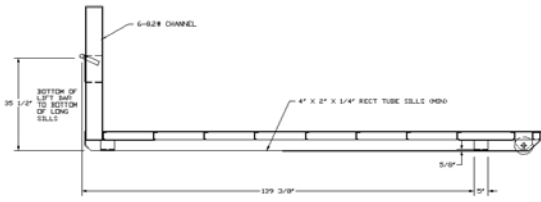
HOIST MODELS	U13-HK-120		U13-HK-132	U13-HK-144
* (A) MAXIMUM HOOK HEIGHT ABOVE TRUCK FRAME LOADING / UNLOADING	91 7/8"		91 7/8"	91 7/8"
* (B) MAXIMUM HOOK HEIGHT ABOVE TRUCK FRAME DUMPING	120 1/4"		120 1/4"	120 1/4"
(C) CAB TO HOIST	3 1/2"		3 1/2"	3 1/2"
(D) DUMP ANGLE	10'-56° / 12'-56° / 14'-49°	12'-59° / 14'-48° / 16'-40°	42°	42°
(E) CAB TO AXLE	120"		132"	144"
(F) AFTER FRAME	38 1/2"	62 1/2"	50 1/2"	38 1/2"
(G) HOIST LENGTH	155"		179"	179"
** (H) TRUCK FRAME HEIGHT	44 1/4" OR LESS		44 1/4" OR LESS	44 1/4" OR LESS
RATED CAPACITY	13,000 LBS		13,000 LBS	13,000 LBS
LIFT CYLINDERS	5" X 3" X 52		5" X 3" X 52	5" X 3" X 52
JIB CYLINDER	3" X 2" X 37		3" X 2" X 37	3" X 2" X 37
RECOMMENDED CONTAINER LENGTH	10' - 14'	12' - 16'	12' - 16'	12' - 16'
APPROX. WEIGHT	2,758 LBS		2,758 LBS	2,758 LBS

(1) FACTORY TESTED WITH RECOMMENDED CONTAINER LENGTH AND WATER LEVEL LOAD.  
 (2) WHEN RECOMMENDING CONTAINER LENGTHS, WEIGHT DISTRIBUTION, DUMP ANGLE, AND OVERHANG ARE FACTORS.  
 (3) NOTED CONTAINER LENGTHS WILL OVERHANG BETWEEN 24" AND UNDER 48". CONSULT SALES REPRESENTATIVE/ENGINEERING FOR ADDITIONAL DETAILS ON THIS TYPE OF SETUP

\* TOTAL MAXIMUM HEIGHT WILL DEPEND ON CONTAINER. CONSULT ENGINEERING FOR CLEARANCE  
 \*\* CONSULT ENGINEERING FOR BEST CONFIGURATION

**MODEL U13-HK-120/132/144**

- CROSS MEMBERS - STRUCTURAL TUBING 62,000 LBS. MIN TENSILE A500 GRADE C
- MAIN FRAME - STRUCTURAL TUBING 62,000 LBS. MIN TENSILE A500 GRADE C
- JIB FRAME - A514 T-1 & STRUCTURAL TUBING A500 GRADE C
- PIVOT TUBE - A514 T-1 & STRUCTURAL TUBING A500 GRADE C
- PICKUP HOOK - A514 T-1 100,000 PSI MINIMUM YIELD
- LIFT CYLINDER SHAFTS - 1 1/2" SOLID ( 64,000 LB. TENSILE MIN )
- HINGE SHAFT - 2" SOLID (64,000 LB. TENSILE)
- JIB BEARING - A514 T-1 100,000 PSI MINIMUM YIELD BAR
- OUTBOARD SUPPORTED UPPER LIFT SHAFT
- MECHANICAL INTERLOCK BETWEEN TAIL AND PIVOT ASSEMBLY
- OUTSIDE CONTROLS STANDARD
- OPTIONAL FENDERS AVAILABLE
- FULL WIDTH BUMPER WITH RECESSED LED LIGHTS STANDARD
- RUBBER MOUNTED SEALED LIGHTS STANDARD
- INSIDE AIR OPERATED CONTROLS STANDARD
- ALL PIVOT JOINTS HAVE HARDENED STEEL BUSHINGS AND GREASE FITTINGS
- PAINTED BLACK



HOIST MODELS	U13-HK-120	U13-HK-132	U13-HK-144
(H) HOOK HEIGHT	36"	36"	36"

**CYCLE TIMES AT APPROXIMATELY 37.5 GPM**

EXTENDING DUMP - 30 SECONDS	EXTENDING JIB - 4 SECONDS
RETRACTING DUMP - 19 SECONDS	RETRACTING JIB - 2 SECONDS

**HYDRAULIC SYSTEM**

GEAR PUMP 17.5 GPM AT 1500 RPM DIRECT MOUNT  
 HYDRAULIC VALVE -OUTSIDE CONTROL LEVERS WITH PROPORTIONAL CONTROLS WITH AIR OPERATED  
 STEEL RESERVOIR WITH 10 MICRON AIR BREATHER, 3 MICRON IN TANK RETURN FILTER AND FILLER, SIGHT GAUGE WITH TEMPERATURE GAUGE  
 5" 4,000 PSI LIFTING CYLINDERS WITH BUILT-IN COUNTERBALANCE VALVES  
 3" 4,000 PSI JIB CYLINDER WITH BUILT-IN COUNTERBALANCE VALVE  
 OPERATING PRESSURE - 3800 PSI

**MINIMUM TRUCK SPECIFICATIONS**

FRONT AXLE: 8,000 LBS (WITH POWER STEERING)  
 REAR AXLE: 15,000 LBS  
 50,000 PSI CHASSIS TRUCK FRAME OR MORE: MINIMUM SECTIONS MODULUS - 15.5 IN<sup>3</sup>